



Traditional
OUTDOOR LIGHTING

HAND-MADE IN ENGLAND





Balmoral

Traditional Georgian lantern-style outdoor lights with clear Flemish glass panels - available in black or white with a variety wall-mount and corner-mount styles, as well as matching hanging, post and pillar mounting models



Wall Down



Corner Down



Ceiling



Patio Post

Royale

“Diamond” pattern lantern-style outdoor lights with clear Flemish glass panels - available in black or white with a variety wall-mount and corner-mount styles, as well as matching hanging, post and pillar mounting models



Wall Up



Wall Down



Ceiling



Pillar



Grosvenor

Small lantern-style outdoor lights with clear Flemish glass panels - available in black or white with a variety wall-mount and corner-mount styles, as well as matching hanging, post and pillar mounting models.



Grosvenor is similar in style but smaller than the Victorian outdoor lighting range and is intended for smaller buildings and cottages



Wall Up



Wall Down



Wall Up




Pillar

Victorian

Larger traditional lantern-style outdoor lights with clear Flemish glass panels - available in black or white with a variety of wall-mount and corner-mount styles, as well as matching hanging, post and pillar mounting models.



Victorian is similar in style but larger than the Grosvenor outdoor lighting range and is intended for larger buildings



Corner Up



Wall Up



Wall Down



Pillar

Regent

Globe-style outdoor lights have an opal acrylic shade which provides exceptionally uniform light spread. They are available in black or white with a variety wall-mount and corner-mount styles, as well as matching hanging, post and pillar mounting models.



Wall Up



Wall Down

Specifications






H = Overall Height, including bracket etc.
(except in first column)

W = Width

P = Projection from wall
Dimensions of fittings (mm) 25mm = approximately 1 inch

P = Projection from wall

D = Overall drop for ceiling fittings
including rose and chain

| | | Lantern size excluding bracket etc. | Wall Up  | Wall Down  | Corner Up  | Corner Down  | Pillar  | Patio Post  | Ceiling  |
|-----------|------------------------------------------------------------------------------------|-------------------------------------|----------------------------------------------------------------------------------------------|------------------------------------------------------------------------------------------------|------------------------------------------------------------------------------------------------|---------------------------------------------------------------------------------------------------|-----------------------------------------------------------------------------------------------|---------------------------------------------------------------------------------------------------|------------------------------------------------------------------------------------------------|
| Balmoral |  | H 240 W 160 | H 312 P 215 | H 312 P 215 | H 297 P 205 | H 297 P 205 | H 315 W 160 | H 890 W 160 | D 435 W 160 |
| Grosvenor |  | H 210 W 160 | H 285 P 215 | H 285 P 215 | H 270 P 205 | H 270 P 205 | H 290 W 160 | H 860 W 160 | D 410 W 160 |
| Regent |  | H 200 W 200 | H 310 P 245 | H 310 P 245 | H 295 P 225 | H 295 P 225 | H 310 W 200 | H 880 W 200 | D 435 W 200 |
| Royale |  | H 240 W 160 | H 312 P 215 | H 312 P 215 | H 297 P 205 | H 297 P 205 | H 315 W 160 | H 890 W 160 | D 435 W 160 |
| Victorian |  | H 305 W 200 | H 385 P 235 | H 385 P 225 | H 370 P 225 | H 370 W 200 | H 385 W 200 | H 955 W 200 | D 475 W 200 |

www.lightingforgardens.com



Traditional
OUTDOOR LIGHTS

